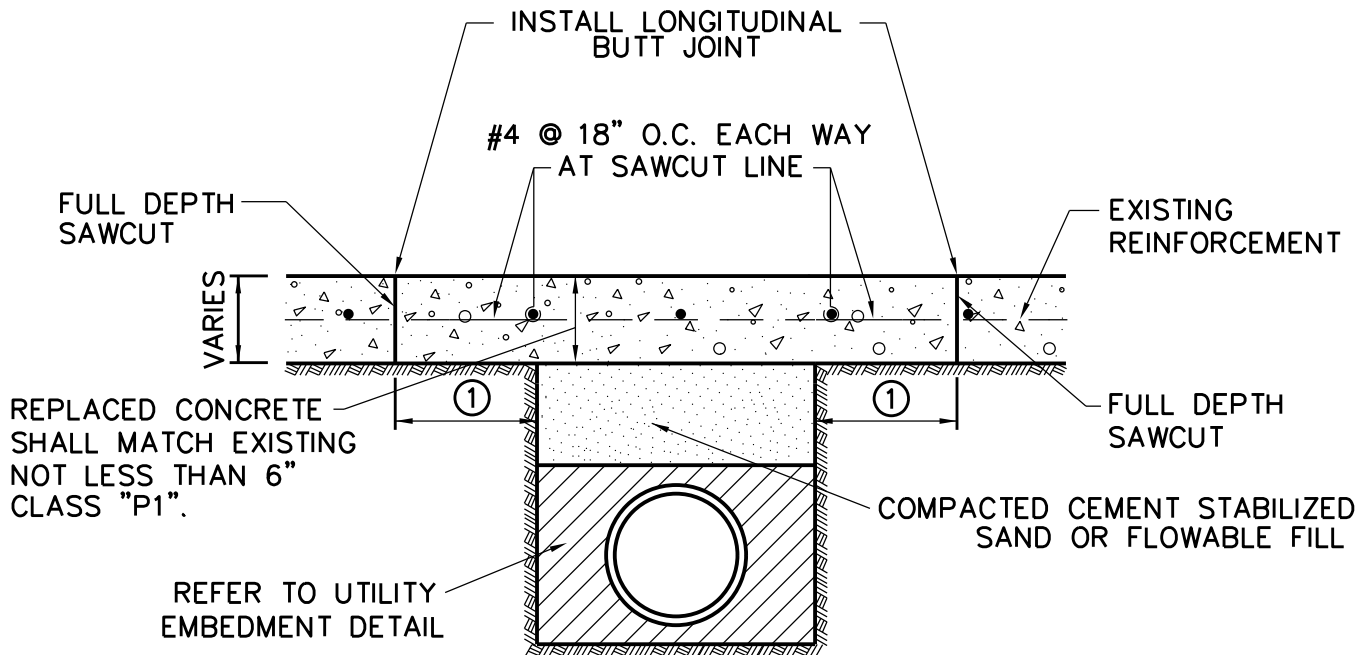


ASPHALT PAVEMENT



CONCRETE PAVEMENT

① MIN. 1'-0" OR MAX. 3'-0" UNLESS WITHIN 5' OF A CONTROL JOINT

NOTE: THE INTENT OF THIS DETAIL IS FOR SPOT REPAIRS ONLY

Revision Date: 04/19

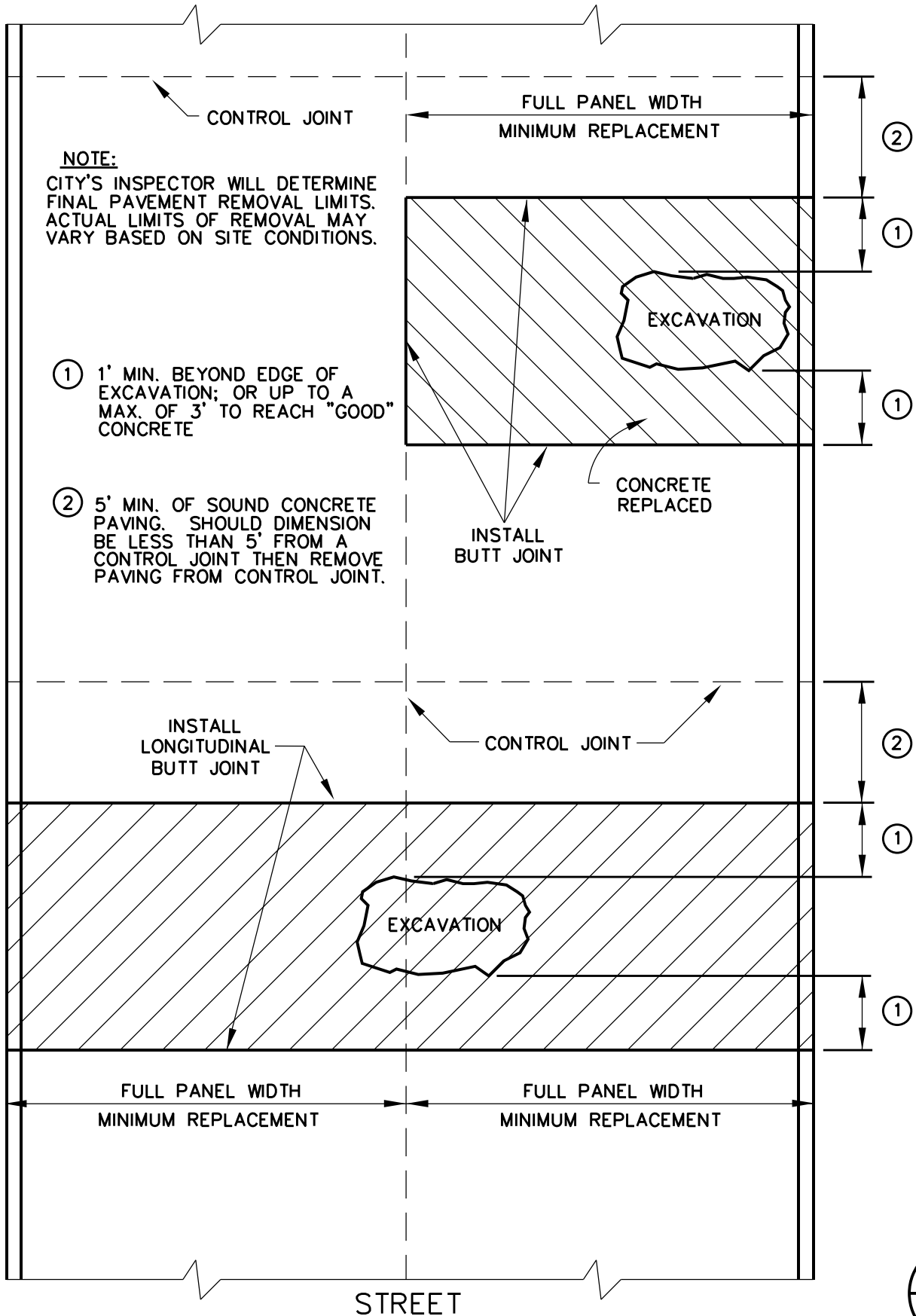
Scale : N/A Date : 06/01/05
Design :
Drawn : JMK
Dwg. File : REM_001.DWG
Project No. : STANDARD-DETAILS


GARLAND
ENGINEERING
STANDARD DETAILS

**PAVEMENT REMOVAL AND
REPLACEMENT FOR UTILITIES**

1
1

PAGE
1



1
1

Revision Date: _____

| | |
|--------------------------------|-----------------|
| Scale : N/A | Date : 06/01/05 |
| Design : | |
| Drawn : JMK | |
| Dwg. File : REM_002.DWG | |
| Project No. : STANDARD-DETAILS | |



TYPICAL CONCRETE STREET
REMOVAL/REPLACEMENT

NOTE:
CITY'S INSPECTOR WILL DETERMINE FINAL PAVEMENT REMOVAL LIMITS. ACTUAL LIMITS OF REMOVAL MAY VARY BASED ON SITE CONDITIONS.

FULL PANEL WIDTH

CONTINUOUS TRENCH EXCAVATION

CONTROL JOINT

- ① 1' MIN. BEYOND EDGE OF EXCAVATION.
- ② IF LESS THAN REQUIRED 5' MIN. THEN REMOVE TO EDGE OF PAVEMENT OR CONTROL JOINT.

NOTE:
MINIMUM CONCRETE REMOVAL SHALL BE ONE-HALF (1/2) OF A TYPICAL PANEL WIDTH

STREET

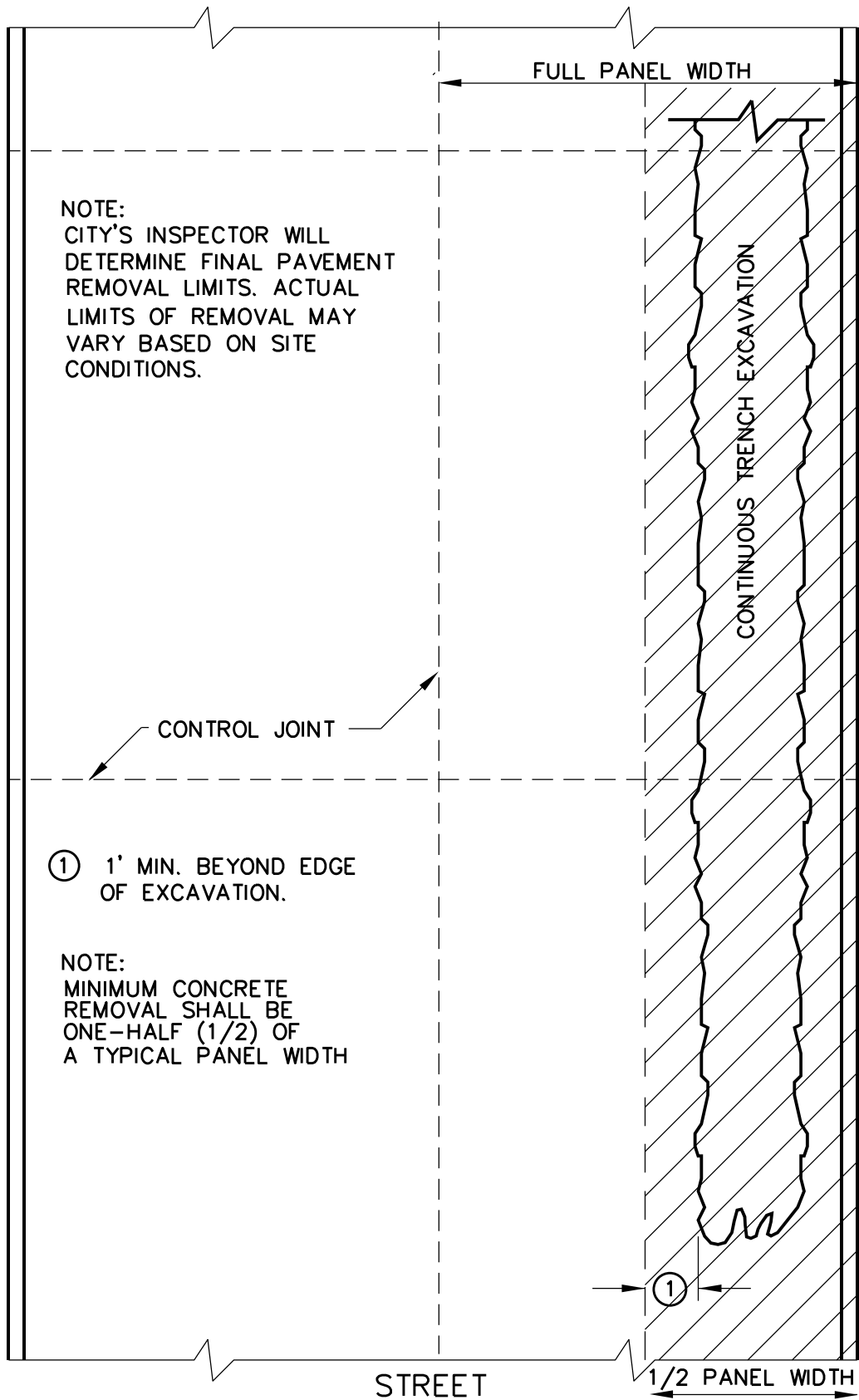
1
1

Revision Date:

Scale : N/A Date : 06/01/05
Design :
Drawn : JMK
Dwg. File : REM_003.DWG
Project No. : STANDARD-DETAILS



TYPICAL CONCRETE STREET
REMOVAL/REPLACEMENT



NOTE:
CITY'S INSPECTOR WILL
DETERMINE FINAL PAVEMENT
REMOVAL LIMITS. ACTUAL
LIMITS OF REMOVAL MAY
VARY BASED ON SITE
CONDITIONS.

CONTROL JOINT

① 1' MIN. BEYOND EDGE
OF EXCAVATION.

NOTE:
MINIMUM CONCRETE
REMOVAL SHALL BE
ONE-HALF (1/2) OF
A TYPICAL PANEL WIDTH

CONTINUOUS TRENCH EXCAVATION

STREET

1/2 PANEL WIDTH

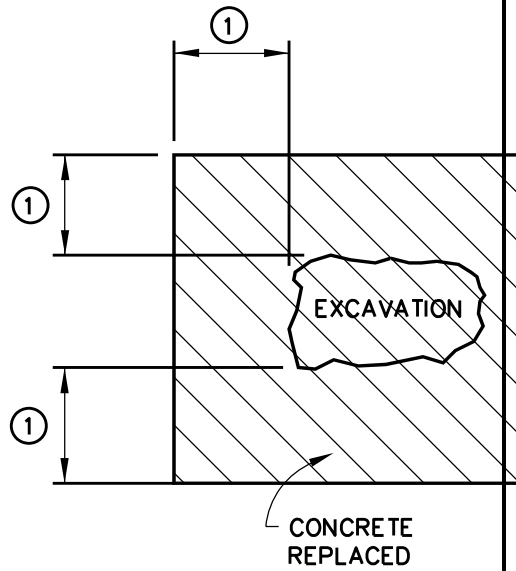
1
1

Revision Date:

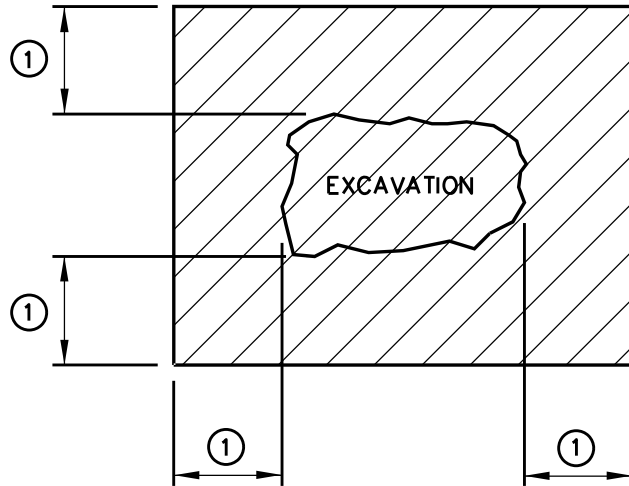
Scale : N/A Date : 06/01/05
Design :
Drawn : JMK
Dwg. File : REM_004.DWG
Project No. : STANDARD-DETAILS



TYPICAL CONCRETE STREET
REMOVAL/REPLACEMENT



① 3' MIN. BEYOND EDGE OF EXCAVATION.



STREET

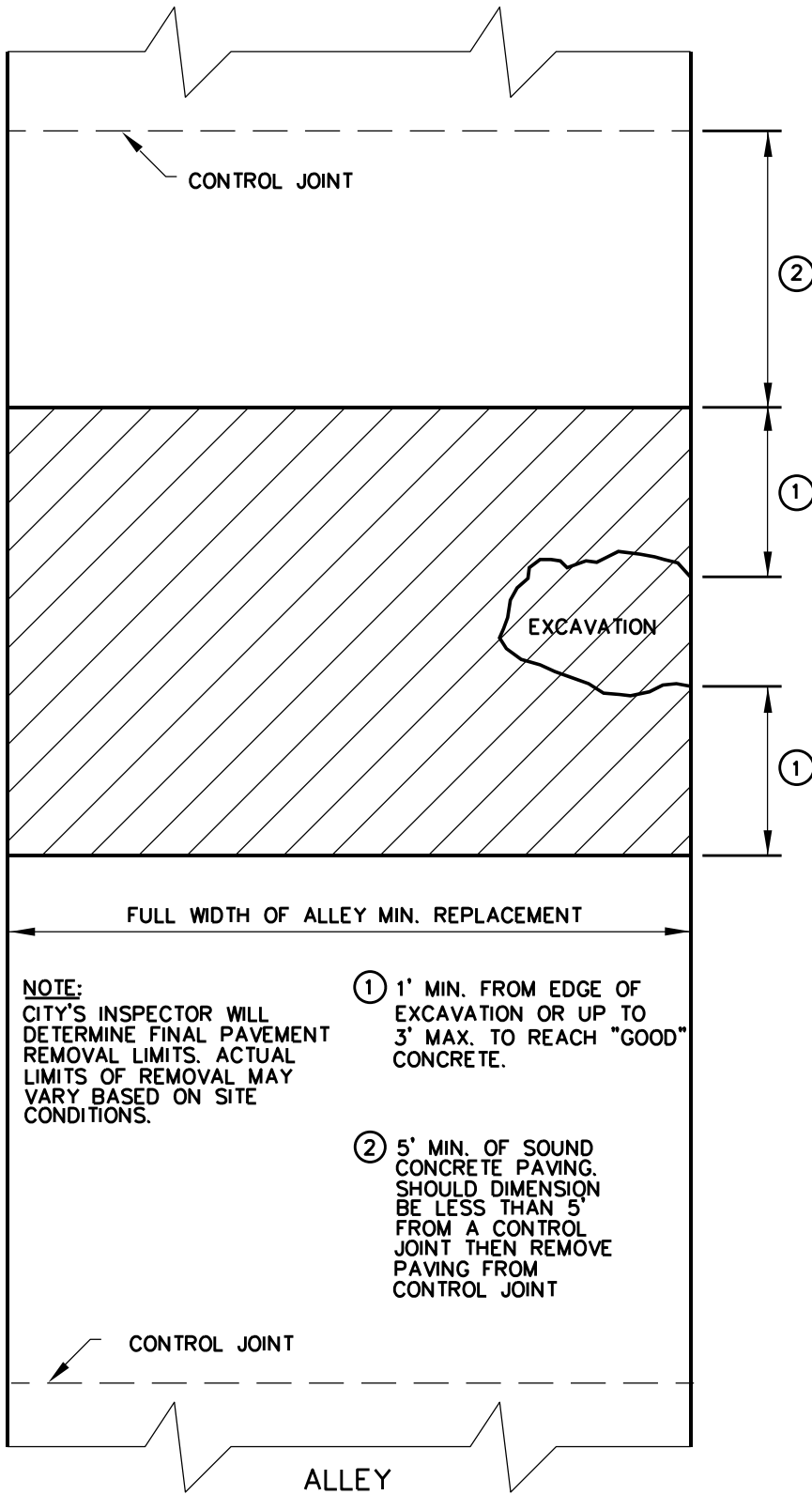
1
1

Revision Date:

| | |
|--------------------------------|-----------------|
| Scale : N/A | Date : 06/01/05 |
| Design : | |
| Drawn : JMK | |
| Dwg. File : REM_005.DWG | |
| Project No. : STANDARD-DETAILS | |



TYPICAL CONCRETE STREET
REMOVAL/REPLACEMENT



1
1

Revision Date:

| | |
|--------------------------------|-----------------|
| Scale : N/A | Date : 06/01/05 |
| Design : | |
| Drawn : JMK | |
| Dwg. File : REM_006.DWG | |
| Project No. : STANDARD-DETAILS | |



TYPICAL CONCRETE ALLEY
REMOVAL/REPLACEMENT